



Miriam Di Fiore

ART GLASS STUDIO

Fusing techniques: Light Painting

“Nature Portraits: faces, flowers & trees”

The great artist Narcissus Quagliata, my maestro, called “Light Painting” the technique that he created to translate in glass his fantastic drawings and watercolours. Using frits, glass powder and glass stringers, we can create images, highly controlled, unique, as if we were using the glass as a painter uses his colours. I think that being able to draw or paint life-like images, depends very much on our ability to see and understand the forms of what we are seeing, and how these three-dimensional shapes are translated into a two-dimensional plane. We will focus this class in reading and interpreting pictorial images of flowers and trees, and photographic portraits, perfect subjects to learn every “secret” of this technique. Even if we can accomplish Light-painting pieces with a single firing, in this class we will push the pieces until at least 3 successive firings. You will see how intense the dialogue could get, between glass, colour, light and surface.

CLASS SIZE: 4 to 7 students.

GOALS:

Acquire a complete knowledge about glass frits’ behaviour. Discover the particularity of the effects concerning the reactions when we mix sulfur with lead and copper colours and manage the correct firing schedules. Improve the knowledge of the translation in fused glass of several different kinds of images and forge a more intimate friendship with Glass.

CLASS PLAN:

9 days class. 7 and half lessons in studio. The fifth day off. Possible tour to Portofino. Morning of the last day to sightsee in the area.



Date: August 22 to 30, 2019

Application dead line: June 22

Materials:

We will work with Bullseye Glass 90 (Sheets, frits and powders).

Each student will have detailed firing schedules and a description of the processes developed in the class. All materials are included.

Side activities:

Cooking lessons & dinner

(see description on “Side Activities”)

5:00 PM to 7:00 PM

Total price: € 200

One day tour to Portofino (Liguria)

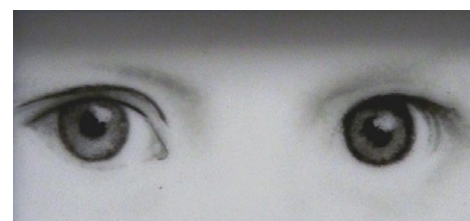
Price: € 100

(see details in “Side Activities”)

Free activities and goods:

Sightseeing in the hills & abbey of St. Alberto.

Daily lunches in the terrace, with spring water and local wines and “Welcome breakfast” on first day.



www.miriamdifiore.com



REQUIREMENTS:

No requirements.

CLASS FEE (without housing):


€ 1.200

HOUSING OPTIONS & TOTAL RATE FOR 9 NIGHTS:


For further info see “Housing and food in Mornico Losana”.

Option 1	Accommodation in single room, shared bathroom in apartment in Miriam’s House
	€ 300 (taxes included)
Option 2	Renting a house in our village
	€ 600 (taxes included) (suitable for sharing with another student)
Option 3	Renting the mini apartment “La Forneria” in our village
	€ 350 (taxes included)
Option 4	Accommodation in B&B Gli Acini (single room, private bathroom, restaurant)
	€ 350 (taxes and breakfast included)
Option 5	Accommodation in Hotel Le Vigne di Corvino***
	€ 690 Superior Room (taxes and breakfast included)

All accommodation is subject to availability.



€ 100 discount on class fees for students who have already been in my classes here in Italy or to those who apply to more than one class.



FEE INCLUDES:

All materials and class notes, tea & coffee, cookies, fruit and spring water always available in studio. A traditional dinner in the hills; a “Pizza Night”. Wine tasting with fresh finger food.

Other services included:

Transportation to/from Voghera Station. Two trips to the supermarket, if necessary, for grocery shopping. Transport expenses and expert guide during the outing to the hills.

